

S2500

PLASTIC ADHESION PROMOTER



DESCRIPTION

S2500 Plastic Adhesion Promoter is part of the compact Syrox refinish system. Its functional formulation is specifically for use on bare plastic substrates. It is very fast drying and can be over-coated with the Syrox surfacer as part of the non-sanding or sanding process.

SYROX REFINISH SYSTEM



PRODUCT LIST

- S2500 PLASTIC ADHESION PROMOTER



FEATURES

- Suitable for all types of plastics used in passenger cars.


TECHNICAL DATA SHEET

S2500


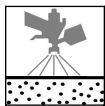
PLASTIC ADHESION PROMOTER



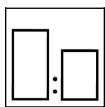
Product preparation - application




It is strongly recommended to use appropriate personal protection equipment during application to avoid respiratory, skin and eye irritation.




New exterior common plastic car parts, tempering 60 min. 60-65°C / first cleaning use a pad ultrafine soaked in plastic cleaner / final cleaning use a cloth moistened with plastic cleaner.
Repairs to exterior common plastic car parts, sanded and cleaned.



Ready to use

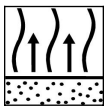



Not applicable



	Spray nozzle	Spray pressure	
Compliant	1.2 - 1.3	1.5 - 2 bar	inlet pressure
HVLP	1.3 - 1.4	0.7 bar	atomisation pressure

see manufacturer's instructions

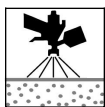


1 - 2 coats

1 coat

with intermediate flash-off: 5 min

final flash-off: 10 min - 15 min



2K Elastified S3020-S3060 SANDING SURFACER

VOC compliant

This product mix is out of scope for VOC directive

TECHNICAL DATA SHEET

S2500

PLASTIC ADHESION PROMOTER



Products

S2500 PLASTIC ADHESION PROMOTER	
<div><div>DFT</div><div></div></div>	5 - 10 µm
<div>Theoretical coverage</div>	<p>95 m²/l at 1 micron dry film thickness</p> <p>Due to different Activator characteristics and different mixing ratios of the ready-to-use mixture in some TDS versions, the theoretical coverage calculation may vary.</p> <p>Note: The practical material consumption depends on several factors, e.g. geometry of the object, surface formation, application method, spray gun setting, inlet pressure, etc.</p>
<div></div>	Clean after use with a suitable solventbased guncleaner.

Remarks

- Shake before use.
- Degrease AAS, ABS, PC and PVC with a correct final cleaner/degreaser. For PA, EP and PUR do not use S2500.
- For PP and POM flame treatment is needed.
- Note that on plastic parts the use of S7000 FLEXIBLE ADDITIVE in S3020/S3060 SANDING SURFACER, and S5000 HS TOP CLEAR is strongly recommended.
- Material has to be at room temperature (18-25°C) before use.

Consult Safety Data Sheet prior to use. Observe the precautionary notices displayed on the container.

All other products referred to in the refinish build up are from our Syrox product range. System properties will not be valid when the related material is used in combination with any other materials or additives which are not part of our Syrox product range, unless explicitly indicated otherwise.

For professional use only! The information provided in this documentation has been carefully selected and arranged by us. It is based upon our best knowledge on the subject at the date of issuance. The Information is given for information purposes only. We are not liable for its correctness, accuracy and completeness. It is up to the user to check the information with regard to up-to-dateness and suitability for his intended purpose. The intellectual property in this Information, including patents, trademarks and copyrights, is protected. All rights reserved. The relevant Material Safety Data Sheet and Warnings displayed on the product label need to be observed. We may modify and/ or discontinue operation of all or portions of this Information at any time in our sole discretion, without notice and assume no responsibility to update the Information. All rules set forth in this clause shall apply accordingly for any future changes and amendments.